
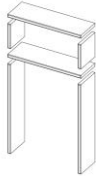





# Installation Instructions

## Boundless™ Series

### Pre-cut Niche Trim










#### Niche Trim Riser Kits

|  |   |                                |
|--|---|--------------------------------|
|   | <b>T514color1000</b>  | <b>Mates with Bottom Shelf</b> |
|  | <b>12" x 12"</b><br>Square<br>Pre-cut<br>Niche Trim Riser Kit                       | <b>T513color0100</b>           |
|  |   | <b>T513color0110</b>           |
|  |   | <b>T513color0120</b>           |
|   | <b>T514color2011</b>  | <b>Mates with Bottom Shelf</b> |
|  | <b>12" x 20"</b><br>Offset 4"/14"<br>Vertical Pre-cut<br>Niche Trim Riser Kit       | <b>T513color0100</b>           |
|  |   | <b>T513color0110</b>           |
|  |   | <b>T513color0120</b>           |
|   | <b>T514color3021</b>  | <b>Mates with Bottom Shelf</b> |
|  | <b>12" x 28"</b><br>Symmetrical 13"/13"<br>Vertical Pre-cut<br>Niche Trim Riser Kit | <b>T513color0100</b>           |
|  |   | <b>T513color0110</b>           |
|  |   | <b>T513color0120</b>           |
|  | <b>T514color2000</b>  | <b>Mates with Bottom Shelf</b> |
|  | <b>20" x 12"</b><br>Horizontal<br>Pre-cut<br>Niche Trim Riser Kit                   | <b>T513color0200</b>           |
|  |   | <b>T513color0210</b>           |
|  |   | <b>T513color0220</b>           |
|  | <b>T514color3000</b>  | <b>Mates with Bottom Shelf</b> |
|  | <b>28" x 12"</b><br>Horizontal<br>Pre-cut<br>Niche Trim Riser Kit                   | <b>T513color0300</b>           |
|  |   | <b>T513color0310</b>           |
|  |   | <b>T513color0320</b>           |

|  |  |
|--|--|
| Colors   Acrylic Solid Surface<br>A SUPER MATERIAL |  |
| Bone<br>(BON)                                      |   |
| Ivory<br>(IVO)                                     |   |
| Dove Grey<br>(DVG)                                 |  |
| Super White<br>(WHT)                               |  |

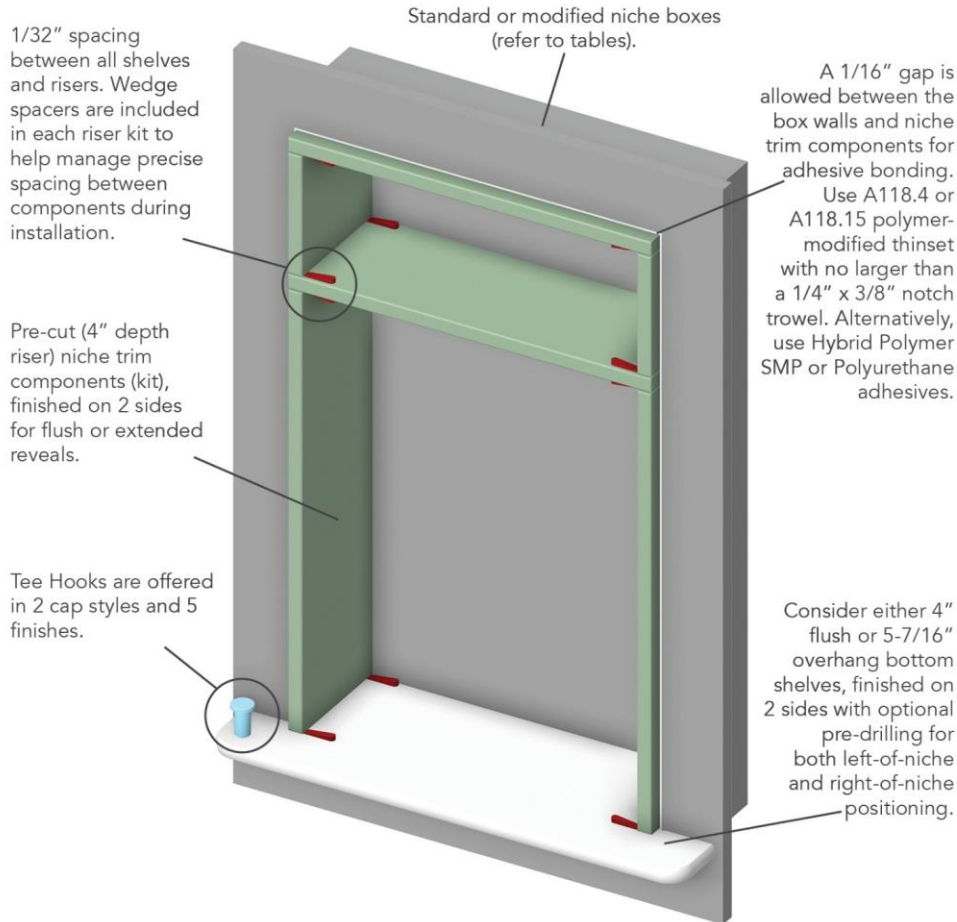
|   |      |  |
|---|------|--|
| <b>T</b>  | Each | Acrylic Solid Surface 1/2" (12mm)<br>Finished Matte on 2 sides |
| Tile Thickness Range<br>5/32" – 1/2" (4mm – 13mm) |      | Tile Substrates<br>Surface Mount to Substrate                  |

#### Niche Trim Bottom Shelves

|   |  |                             |
|---|--|-----------------------------|
|     | <b>T513color0100</b>   | <b>Mates with Riser Kit</b> |
|   | <b>12" Wide</b><br>Flush<br>Bottom                                   | <b>T514color1000</b>        |
|   |  | <b>T514color2011</b>        |
|   |  | <b>T514color3021</b>        |
|    | <b>T513color0110</b>   | <b>Mates with Riser Kit</b> |
|   | <b>12" Wide</b><br>Overhang<br>Bottom                                | <b>T514color1000</b>        |
|   |  | <b>T514color2011</b>        |
|   |  | <b>T514color3021</b>        |
|    | <b>T513color0120</b>   | <b>Mates with Riser Kit</b> |
|   | <b>12" Wide</b><br>Pre-drilled<br>Overhang<br>Bottom<br>For Tee Hook | <b>T514color1000</b>        |
|   |  | <b>T514color2011</b>        |
|   |  | <b>T514color3021</b>        |
|     | <b>T513color0200</b>   | <b>Mates with Riser Kit</b> |
|   | <b>20" Wide</b><br>Flush<br>Bottom                                   | <b>T514color2000</b>        |
|   |  |                             |
|   |  |                             |
|    | <b>T513color0210</b>   | <b>Mates with Riser Kit</b> |
|   | <b>20" Wide</b><br>Overhang<br>Bottom                                | <b>T514color2000</b>        |
|   |  |                             |
|   |  |                             |
|    | <b>T513color0220</b>   | <b>Mates with Riser Kit</b> |
|   | <b>20" Wide</b><br>Pre-drilled<br>Overhang<br>Bottom<br>For Tee Hook | <b>T514color2000</b>        |
|   |  |                             |
|   |  |                             |
|   | <b>T513color0300</b>   | <b>Mates with Riser Kit</b> |
|   | <b>28" Wide</b><br>Flush<br>Bottom                                   | <b>T514color3000</b>        |
|   |  |                             |
|   |  |                             |
|  | <b>T513color0310</b>   | <b>Mates with Riser Kit</b> |
|   | <b>28" Wide</b><br>Overhang<br>Bottom                                | <b>T514color3000</b>        |
|   |  |                             |
|   |  |                             |
|  | <b>T513color0320</b>   | <b>Mates with Riser Kit</b> |
|   | <b>28" Wide</b><br>Pre-drilled<br>Overhang<br>Bottom<br>For Tee Hook | <b>T514color3000</b>        |
|   |  |                             |
|   |  |                             |

## Boundless™ Pre-cut Niche Trim

## Guidelines & Standards



### How to use Boundless™ Pre-cut Niche Trim with Standard Preformed Niche Boxes

- All Boundless™ pre-cut niche trim is finished on 2 sides. This enables overhang shelves to be rotated for hook features while also allowing risers to provide flush or extended reveals.
- Bottom shelves and riser kits (sold separately) should be combined to create a complete niche trim solution. However, they can also be used separately for other trim options including bullnose and metal.
- When combined, pre-cut niche trim will fit standard preformed niche boxes (dimensions as illustrated) without any modifications. In varying boxes, pre-cut niche trim may require cutting.

### How to Create Modular Niche Designs

- Create modular niche designs with multiple shelving bays by stacking pre-cut niche trim riser kits on top of each other (see design scenarios and shelving bay heights).
- Stacking pre-cut niche trim riser kits requires preformed niche boxes to be modified to precise dimensions. Simply cut down larger or join multiple boxes to create modular designs (use tables to create unique design scenarios).

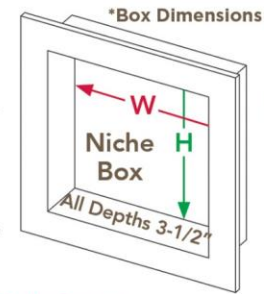
We offer niche trim strips for wall-to-wall or customized box designs.

USE LATEX-MODIFIED THINSET THAT MEETS ANSI A118.4/A118.15 PERFORMANCE STANDARDS

## Boundless™ Niche Kits with Modular Design

## Box Dimensions

Boundless™ pre-cut niche trim can be installed into **STANDARD** or **MODIFIED** preformed niche boxes, as well as customized boxes. The tables below list the required width **W** and height **H** dimensions necessary for integration (All measurements are taken from the inside back, as referenced in the diagram to the right).



### Must-have Rules For Modular Niche Design:

- All boxes must be built to the precise dimensions listed in the tables below. **Note: Only modify boxes that can be properly waterproofed.**
- All spacing between box walls, bottom shelf, and pre-cut trim riser components must be 1/16". Horizontal shelving and vertical risers were made to align side to side, as well as when stacked vertically.
- All spacing between components is 1/32".

**12" x 20" Offset 4"/14"**

| Required Niche Trim Riser Kits + Any Bottom Shelf |    |    |    |    |
|---|----|----|----|----|
| 1x  | 2x | 2x | 2x | 2x |

|   |     |          |          |          |          |
|---|-----|----------|----------|----------|----------|
| W | 12" | 12"      | 12"      | 12"      | 12"      |
| H | 20" | 39-7/16" | 39-7/16" | 39-7/16" | 39-7/16" |

\*Box Dimensions

**20" x 12" Horizontal**

| Required Niche Trim Riser Kits + Any Bottom Shelf |    |    |
|---|----|----|
| 1x  | 2x | 3x |

|   |     |          |           |
|---|-----|----------|-----------|
| W | 20" | 20"      | 20"       |
| H | 12" | 23-7/16" | 34-13/16" |

\*Box Dimensions

**12" x 12" Square**

| Required Niche Trim Riser Kits + Any Bottom Shelf |    |    |    |    |
|---|----|----|----|----|
| 1x  | 2x | 3x | 4x | 5x |

|   |     |          |           |         |         |
|---|-----|----------|-----------|---------|---------|
| W | 12" | 12"      | 12"       | 12"     | 12"     |
| H | 12" | 23-7/16" | 34-13/16" | 46-1/4" | 57-5/8" |

\*Box Dimensions

**12" x 28" Symmetrical 13"/13"**

| Required Niche Trim Riser Kits + Any Bottom Shelf |    |
|---|----|
| 1x  | 2x |

|   |     |          |
|---|-----|----------|
| W | 12" | 12"      |
| H | 28" | 55-7/16" |

\*Box Dimensions

**28" x 12" Horizontal**

| Required Niche Trim Riser Kits + Any Bottom Shelf |    |    |
|---|----|----|
| 1x  | 2x | 3x |

|   |     |          |           |
|---|-----|----------|-----------|
| W | 28" | 28"      | 28"       |
| H | 12" | 23-7/16" | 34-13/16" |

\*Box Dimensions

USE LATEX-MODIFIED THINSET THAT MEETS ANSI A118.4/A118.15 PERFORMANCE STANDARDS